



TRADITIONAL 5:1 EPOXY RESIN SYSTEM

Pump Instructions

These instructions are for using the TotalBoat calibrated pumps to measure the correct mix ratio of resin to hardener. To ensure the proper mix ratio, do not use any other pumps with these products.

Dispense only 1 pump of RESIN to 1 pump of HARDENER




1 ID YOUR MATERIALS

RESIN PUMP

(no dot)

Dispenses 20cc



Pump Extender



Use with:


- TotalBoat Traditional Epoxy Resin (Part 1)



HARDENER PUMP

(w/ black 5:1 dot)

Dispenses 4cc



Use with:

- TotalBoat Traditional Fast and Slow Hardeners (Part 2)

2 SET UP AND INSTALL YOUR PUMPS

Trim the pumps using an angled cut, as shown below. Cutting length is indicated from the BOTTOM of the tube. Initially, both pumps are the length to be used with GALLON containers. After trimming, insert the plunger as deeply as possible, without physically touching the bottom.

RESIN PUMP

Group Size A — Insert the white plunger into the container and screw on tightly. You do not need to use the Pump Extender; remove it if it's attached.

Group Size B & C — Attach the Pump Extender to the white plunger. Insert the assembled plunger into the container and screw on tightly. Do not trim the extender.

Note: Group Size C includes a spigot that can be used in place of the pump.

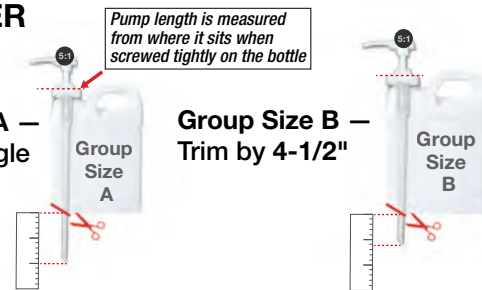


HARDENER PUMP

Group Size A — Cut at an angle at the very bottom of pump

Group Size B — Trim by 4-1/2"

Group Size C — Make sure the Pump Extender is attached to the white plunger. Insert the assembled plunger into the container and screw on tightly. Do not trim the pump.



Pump length is measured from where it sits when screwed tightly on the bottle

3 PRIME YOUR PUMPS

Before dispensing, push down and release the head of each pump several times until you get a steady stream of liquid, without any air pockets.

4 DISPENSE AND MIX YOUR EPOXY

Dispense the resin and hardener into a clean, dry container that is appropriate for mixing epoxy. For every 1 full pump of resin, dispense 1 full pump of hardener. Mix THOROUGHLY for 2-3 minutes, taking care to scrape the sides and bottom of the container to blend the mixture completely. Do not adjust mix ratios or tamper with pumps. A proper cure is dependent on using the exact recommended mix ratio. Adding more hardener to make the epoxy set faster will actually prevent it from curing properly.



REMEMBER: Dispense only 1 PUMP OF RESIN to 1 PUMP OF HARDENER



Scan this code for additional information and instructions on the TotalBoat 5:1 Epoxy Resin System